

# Welcome to SUNBEAMS!

We are so excited to be your Sunbeam teachers this year!  
Here is some important information about us:

## YOUR TEACHERS ARE:

---

---

## HERE'S SOMETHING INTERESTING ABOUT US:

Now it's your turn! We want to get to know you. Will you ask an adult to help you cut off the other half of this page and fill it out together? We will give your parents instructions on how to return your page to us!

# All About Me!

**MY NAME IS:**

---

## DRAW YOURSELF!


My Favorite  
things to do:

My Favorite Foods:


I have  brothers and sisters

My Favorite color is:

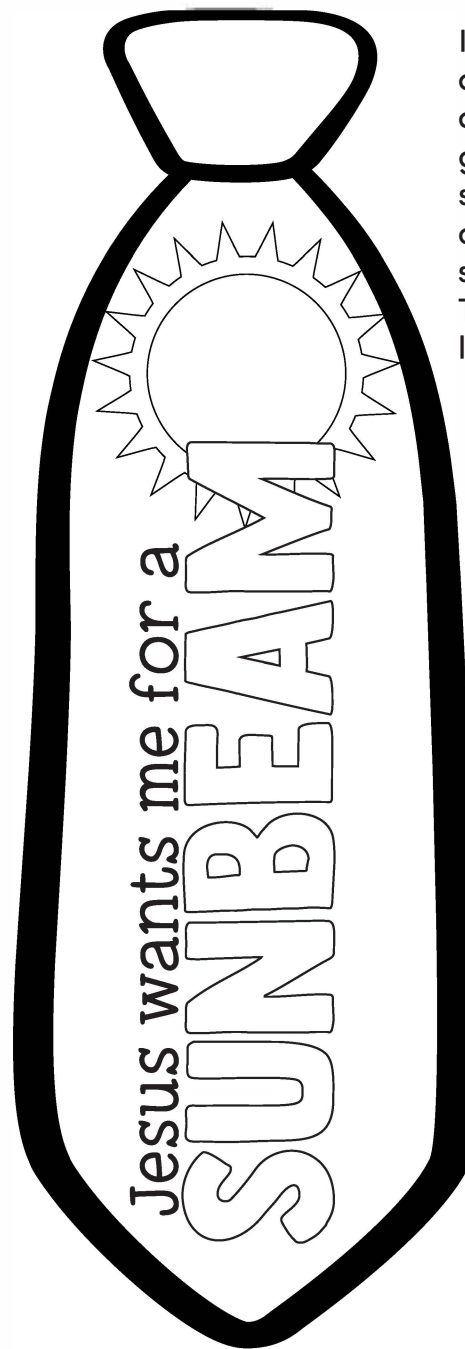
Draw a picture of your family on the back!



Instructions: First, let child color and decorate the crown. Use crayons, markers, stickers, glitter, etc. Then, cut out on the solid black lines. Tape the 2 paper strips to either side of the crown. Wrap around child's head and tape the strips together.



Instructions: First, let child color and decorate the tie. Use crayons, markers, stickers, glitter, etc. Then, cut out on the solid black lines. Punch a hole on either side of the top and string yarn through the holes. Tie around the child's shirt to look like a tie!



Instructions: First, let child color and decorate the tie. Use crayons, markets, stickers, glitter, etc. Then, cut out on the solid black lines. Punch a hole on either side of the top and string yarn through the holes. Tie around the child's shirt to look like a tie!





